

PULMONARY SCOPE USER'S HANDBOOK

Introduction 06-09-20 Rev : 1

The pulmonary scope you have purchased, comprising of the volume amplification and sound filter systems. The main purpose is to catch every sound of a child's lung and filter it to produce the best sound of the air circulation. It is a result of yearly research and development to obtain the sophisticated products. The sound waves are also receivable by computer and PDA for recording with a simple cable connection. Base on the sound, you will know if a child is having problems with the respiratory system for earlier treatment.

Function

- Mobile phone designed Power switch ◦
- Electronic design eliminates the aphonic and resonance effects.
- Built-in micro-computer chip for 100% efficiency.
- Special programming memory design will automatically set up for your common use of sound collection and volume mode.
- The electronic amplifying system respectively adjusts selectively for 8 different volumes. Every pitch is $3\text{db} \pm 1\%$.
- Installed with rechargeable Li-on battery, save for our environment.
- Safety device, if the product is for 2 minute after turned on, it will automatically turn off to save power.

Lung sounds

For the best sound quality of children's lung, our products use special volume amplification and sound filter systems. Together with the special listening headphone, we can hear the sound of a child's lung. Usage steps are as follows.

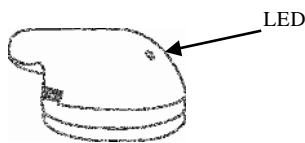
Step:

1. Press the power switch to turn on the device.

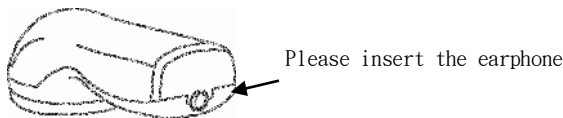


Push forward for turning on →

- 1-1. LED indicator will flash once for turning on.
- 1-2. If LED indicator flash twice, it means the battery is low. Please recharge as soon as possible.

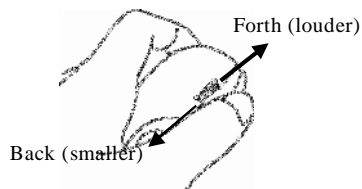


2. Insert the earphone to the device.



Please insert the earphone →

3. Place the scope on mother's belly. Slightly adjust volume for best listening mode.



4. Move the scope for best listening position.



The normal listening position is as shown in the diagram, located at the back of the child. When operating the device, listen to the sound of the right lung first. Move the scope back and forth for the best listening position. Then move to the left lung to check if there is any respiratory problem with the child. If there is any suspicion of the child having phlegm in the trachea, please contact your family doctor immediately.

Auto Turn-off

Our product has a power save mechanism. After turning the power on the device will auto turn-off for 2 minutes to save power for longer usage.

LED Indication

LED	Representation
Flash once	Device turned on, battery normal.
Flash twice	Battery low, recharge immediately.
Continue Flash	Battery recharging.
LED On	Battery recharged.

Caution

1. Remove the headphone before you pull out the headphone which connects to the scope to protect your ears.
2. While using prenatal scope, please do not throw or hit the device or it might produce a high pitch loud noise that might be uncomfortable or even hurt your hearing.
3. Please use this device according to the user's guide book to avoid any damage to the device or the user.
4. Failure to follow care and maintenance recommendations could result in damage to the internal components of the device. Internal damage could cause malfunction of the product ranging from a slight decrease in auditory response to complete failure of the product.
5. Use only Li-on rechargeable battery. Carefully follow all cautions, warnings, and instructions for maintenance. When the Low Battery Indicator Light lights up, must recharge the battery as soon as possible.

General Use and Cleaning & Maintenance

To extend the life of scope, avoid extreme heat, cold, solvents and oils. Ear-phone and chest-piece can be scrubbed up with alcohol to clean it. Recommended storage temperature conditions are from -4 to 140 F (-20 to 60 C), and 15 to 95% relative humidity. Recommended usage temperature conditions are from -5 °C to 60 °C, and 20 to 95% relative humidity.

Packaging label (Color depends on the actual product)

Electronic Pulmonary Scope :
Length 100mm, Width 52mm, Height 32mm

Guarantee

This product is guaranteed for 1 year from the date of purchase against material and/or workmanship defects. The inferior product will be corrected either by the way of repairing or replacement, relying on the distributors regards the situation to decide it. All of other claims, including any other causation in damages, are excluded.

DR-Medica Corporation
Address: Room 315, No.48, Sec. 3, Zhongxiao E. Rd., Da-an District, Taipei City 106, Taiwan, R.O.C
Tel: +886 2 8772 7639
Fax: +886 2 8772 7640
E-mail : sales@dr-medica.com
URL: www.dr-medica.com